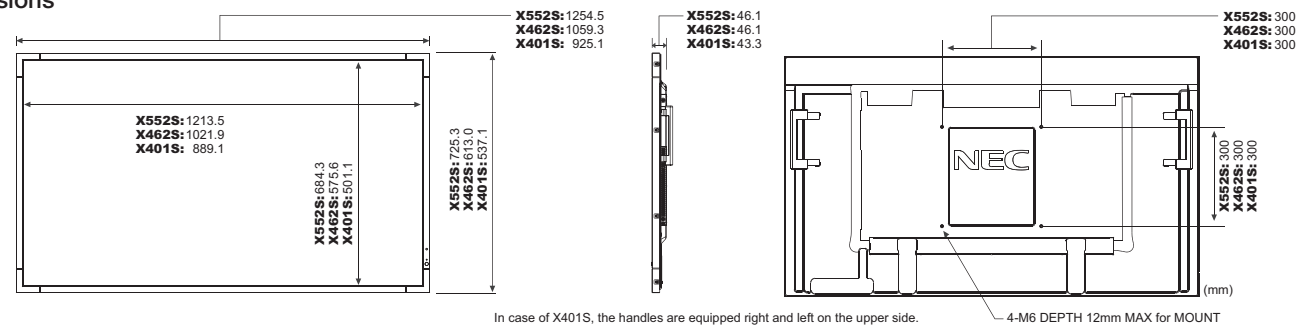


## Specifications

MODEL	X552S	X462S	X401S
<b>LCD MODULE</b>			
Viewable Size (Diagonal)	55"	46"	40"
Panel Technology	SVA		S-PVA
Native Resolution	1920 x 1080		
Pixel Pitch	0.630 mm	0.530 mm	0.461 mm
Brightness (Typical/Maximum)	500 cd/m <sup>2</sup> / 700 cd/m <sup>2</sup>		
Contrast Ratio (Typical)	4000:1		3500:1
Active Screen Area (W X H)	1209.6 x 680.4 mm	1018.1 x 572.7 mm	885.6 x 498.2 mm
Response Time (Typical)	8ms (G to G)		
<b>CONNECTIVITY</b>			
<b>Input Terminals</b>			
RGB1 (Digital)	DVI-D		
RGB2 (Digital)	DisplayPort		
RGB3 (Analog)	Mini D-sub 15 pin		
RGB4 (Analog)	—		
Video 1	Composite (BNC & sharing with Mini D-sub 15 pin)		
Video 2	S-Video (sharing with Mini D-sub 15 pin)		
Video 3	HDMI		
Component Video 1 (DVD/HD)	Sharing with Mini D-sub 15 pin		
Audio	Audio 1 (Stereo Mini Jack), HDMI, DisplayPort		
<b>Output Terminals</b>			
RGB (Analog)	—		
RGB (Digital)	DVI-D		
Video	—		
Audio	Stereo Mini Jack		
External Control	RS-232C in / out for multiple monitor control, Ethernet, DDC / CI, IR		
<b>Speaker Output</b>			
External Speakers	10W + 10W		
Internal Speaker	10W Monaural		
<b>FEATURES</b>			
Additional Features	Advanced thermal capabilities, Sealed professional panel, Expansion slot, Ethernet control and communication, Tilematrix (10 x 10), Tilecomp, Programmable lookup tables, Plug and play (DDC/CI, DDC2B), PIP (remote), POP, 6-axis colour adjustment, Multi-level programmable zoom, Scheduler (with RTC), Sharpness/softness, Off-timer (countdown), Screen saver, Main power switch, 10-bit gamma, Auto Brightness (signal input), Windows 7 certified, IR, Portrait-capable, Metal rear cabinet, Handles, Touch and protective screen ready(*1), Ambient light sensor, Carbon footprint meter, Colour temperature adjustment (2600-10000K)		
<b>POWER</b>			
Power Requirements	3.4 A @ 100-120 V, 1.4 A @ 220-240 V	2.8 A @ 100-120 V, 1.2 A @ 220-240 V	2.7 A @ 100-120V, 1.1 A @ 220-240 V
Power Consumption (Typical)	160W		110W
Power Consumption - Standby Mode	<0.5W		
<b>PHYSICAL SPECIFICATIONS</b>			
Bezel Width (L/R, T/B)	20.5 mm / 20.5 mm	18.7 mm / 18.7 mm	18.0 mm / 18.0 mm
Dimensions (without stand; WxHxD)	1254.5 x 725.3 x 46.1 mm (without OPS) 1254.5 x 725.3 x 58.9 mm (with OPS)	1059.3 x 613.0 x 46.1 mm (without OPS) 1059.3 x 613.0 x 58.9 mm (with OPS)	925.1 x 537.1 x 43.3 mm (without OPS) 925.1 x 537.1 x 56.0 mm (with OPS)
Packaging Dimensions (WxHxD)	1430.0 x 920.0 x 250.0 mm	1230.0 x 792.0 x 225.0 mm	1068.0 x 700.0 x 224.0 mm
Net Weight (without stand)	24.5 kg	20.7 kg	14.9 kg
Gross Weight (with box)	32.0 kg	26.6 kg	21.0 kg
VESA Hole Configuration	300 x 300 mm (M6, 4 holes)		
<b>ENVIRONMENTAL CONDITIONS</b>			
Operating Temperature	0-40°C (0-35°C:When installed face up / down and with OPS-SBC.)		
Operating Humidity	20-80% (without condensing)		
<b>ACCESSORIES</b>			
Included	Power cord, Video signal cable (DVI-D), Wireless remote control, Batteries, Clamps, Screws, Thumbscrews for optional stand (*1), Screw for option board slot, CD-ROM (user manual), Option slot cover, Wall mount adapter, Wall mount adapter screw, Cushion for SP-RM (*2)		
Optional	Stand (ST-5220), Speakers (SP-RM1), SBC (N8000-8830 / N8000-8822), HD-SDI Board (SB-01HC), 3G-SDI Board (SB-04HC), Thin wall mount (WM-46S-L)	Stand (ST-4020), Speakers (SP-RM1), SBC (N8000-8830 / N8000-8822), HD-SDI Board (SB-01HC), 3G-SDI Board (SB-04HC), Thin wall mount (WM-46S-L)	Stand (ST-322), Speakers (SP-RM2), SBC (N8000-8830/N8000-8822), HD-SDI Board (SB-01HC), 3G-SDI Board (SB-04HC)

\*1: For X552S and X462S \*2: Only for X401S

### Dimensions



### Options

Thin wall mount  
**WM-46S-L**  
(For landscape installation)  
For X552S/X462S



Rear-mount speakers  
**SP-RM1**  
For X552S/X462S



Rear-mount speakers  
**SP-RM2**  
For X401S



## Large-Screen LCD

Empowered by Innovation



## X552S/X462S/X401S

# Super-Slim, Professional-Grade LCD Displays

## Thinner and lighter for sleek, discreet digital signage



All hardware and software names are brand names and/or registered trademarks of the respective manufacturers. All rights reserved. All specifications are subject to change without notice. Jan 2013



# White LED backlight technology enables a super slim and light weight design, providing you with unprecedented layout and installation flexibility

## Ultra sleek and lightweight - that's the NEC new super-slim series

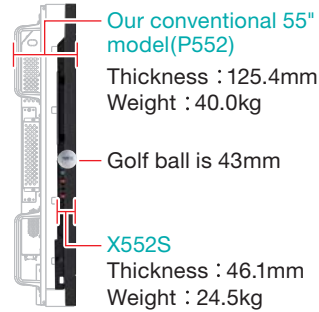
The display can be installed both horizontally and vertically to accommodate various installation requirements. It can also be placed face up embedded on the floor or a table to facilitate more creative digital signage configurations.



### An extremely thin and lightweight body


The thin body of 46.1 mm makes digital signage possible without disturbing the aesthetic of the room or the design space, even when mounted on a wall or a pillar. The weight has been reduced by about 39%\* compared to our P series models, which greatly simplifies installation.

\*Reduction rate for 55" model. The reduction rate is 13% in 46", and 28% in 40" respectively.



### Face-up/down installation is also possible

The display can be installed both horizontally and vertically to meet various installation requirements. It can also be floor mounted or table top mounted face up while continuing to operate.



### Full HD LCD in a slim 20.5 mm bezel\*

Full HD (1920x1080) large LCD panel comes in a slim 20.5 mm bezel\*.

\*18.7 mm in X462S, 18.0 mm in X401S.

### 10W monaural speaker built-in to easily emit messages

A built-in 10W monaural speaker effectively adds audio to in-store product advertising.

Speaker built into the upper rear of the display



## Advanced green technologies provide a lower total cost of ownership

This series comes packed with eco-friendly features, decreasing energy consumption, lowering your expenses over the lifecycle of the display and contributing to environmental awareness.

The panel employs white LED backlight and contains no mercury to minimise the effects on the environment. Furthermore, the energy consumption, and thereby CO<sub>2</sub> emissions, have been reduced by 37%\* compared to our P series.

\*Reduction for 55" model. The reduction is 29% in 46" model, 24% in 40" model respectively.

An ambient light sensor ensures consistent brightness regardless of the lighting conditions, while allowing the user to set the brightness level to a pre-determined lower level to automatically compensate and reduce the brightness, thereby decreasing power consumption.

A carbon footprint meter helps track and calculate the conservation of greenhouse gas emissions in real time.

Real-time clock/round-the-clock scheduling allows advanced scheduling of monitor powering up/ down, increasing panel lifetime, reducing power consumption and saving the time and expense of finding and purchasing a third-party scheduling solution.

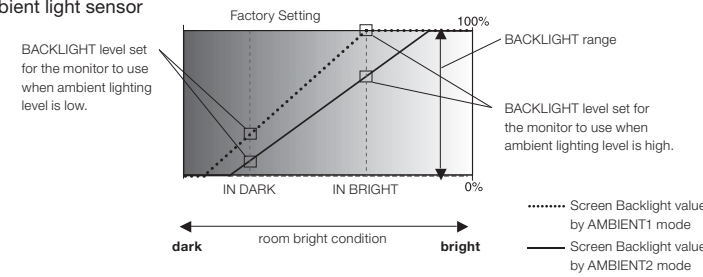
## 24/7 usage

The professional-grade construction of the panel contributes to 24/7 usage, overall longer panel life, lower likelihood of Mura effect from localized heat, virtually no image retention and the ability to use in landscape or portrait orientation.

### Customizable Fan control

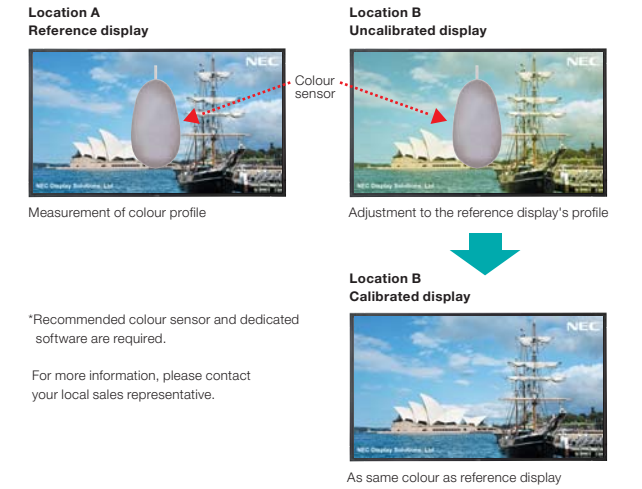
Settings		Internal temperature		
Cooling fan	Fan speed	At lower temperature	At operation starting temperature	Over highest allowable temperature
ON	Low	Low	Low	High
	High	High	High	High
AUTO	Low	Stop	Low	High
	High	Stop	High	High

### Ambient light sensor



## Calibration function for multi displays

Calibrator for colour setting uses dedicated calibration software\* and commercially available colour sensor\* when colour differences occur with each display due to aging changes, simplifying colour alignment.



## For better expandability and installability

### Option slot mounted to extend functions

Installing the Display controller (SBC\*) into the expansion slot of the display will allow you to mount the display on a ceiling or a wall without the bother of looking for extra space.

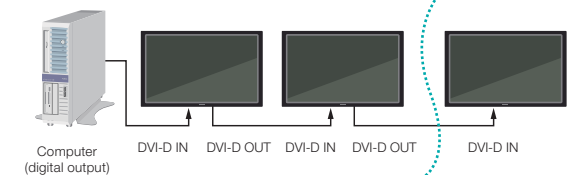
\*OPS (open pluggable specification) is an open standard for Digital signage set up by Intel Corporation in Oct- 2010



With OPS-SBC module installed

### Daisy chain function for digital signal

DVI-D IN and DVI-D OUT connectors enable daisy chaining of digital signals preventing signal degradation during transmission.



### OPS-SBC

- N8000-8830
- N8000-8822



### HD-SDI Board

- SB-01HC



### 3G-SDI Board

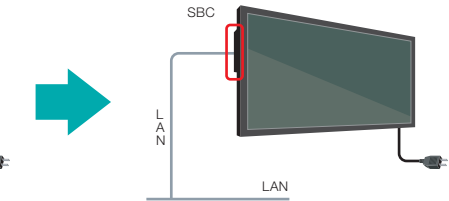
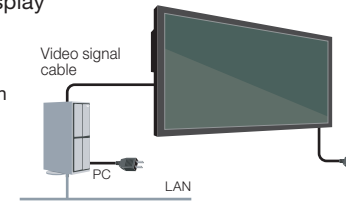
- SB-04HC



\*The number of connectable units may vary depending on the equipment used, and the use of DVI-D cables and DVI-D splitters. The number of monitors that can be daisy chained is limited. Please visit our website for further information at <http://www.nec-display.com/ap/>


### When switching from a display via a PC to SBC

- Requires PC installation space, a power supply, and signal cables



- A slim installation of the display only
- A power source for the display only

### Terminals



\*For X401S's, it is located on under the speaker switch.