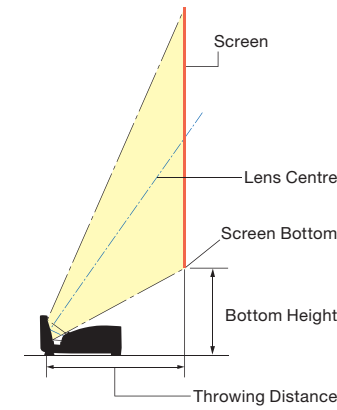


Specification

		U300X	U250X	U310W	U260W
DLP Chip		0.55 inch DLP (Aspect Ratio 4:3)		0.65 inch DLP (Aspect Ratio 16:10)	
Resolution ^{*1}		1024 x 768 pixels		1280 x 800 pixels	
Lens		Manual Focus, F2.71, f=4.42mm			
Lamp (Eco Mode On / Eco Mode Off)		245W / 280W AC	190W / 230W AC	245W / 280W AC	190W / 230W AC
Lamp Life ^{*2} (Eco Mode On / Eco Mode Off)		3000H / 2500H	4000H / 2500H	3000H / 2500H	4000H / 2500H
Image Size (Projection Distance)		63 to 85 inch (47.5 to 66.2cm)		77 to 100 inch (49.5 to 66.1cm)	
Colour Reproduction		16.7 million colours simultaneously, Full colours			
Light Output ^{*3 *4}		Eco Mode Off 3000 ANSI lumens	Eco Mode Off 2500 ANSI lumens	Eco Mode Off 3100 ANSI lumens	Eco Mode Off 2600 ANSI lumens
Contrast Ratio (White / Black) ^{*4}		2000:1			
Maximum Resolution		1600 x 1200 with scaling technology			
Scan Rate		1920 x 1080 with scaling technology			
Keystone Correction		Horizontal 31.35kHz to 91.1kHz Vertical 56Hz to 120Hz (HDMI : 50Hz to 85Hz) Manual Approx. ±Max 15 degrees			
Input Terminals		2 Computer Input 2 D-Sub Mini 15pin VGA, SVGA, XGA, XGA+, WXGA, WXGA+, SXGA, SXGA+, UXGA RGB : 0.7Vp-p/75Ω H/V Sync : 4.0Vp-p/TTL Level Stereo L/R 0.5Vrms/22kΩ or over Y : 1.0Vp-p/75Ω(with Sync) Cb, Cr (Pb, Pr) : 0.7Vp-p/75Ω Compatible signals : 480i, 480p, 720p, 1080i, 1080p / 60Hz, 576i, 576p, 720p, 1080i/50Hz DVD Progressive (50/60Hz)			
Output Terminals		1 RGB Output 1 D-Sub Mini 15pin Only Computer 1 input can be output Stereo L/R 0.5Vrms/22kΩ or over, Selected Audio Signal input from Computer1&2, S-Video or Video 10BASE-T / 100BASE-TX			
Wired LAN Port		1 RJ-45			
Control Terminal		PC Control 1 D-sub 9Pin RS-232C for service only 10W Monaural			
Built-In Speaker		10W Monaural			
Quietness (Eco Mode On / Eco Mode Off)		32dB / 36dB	29dB / 33dB	32dB / 36dB	29dB / 33dB
Environment		Operational Temperatures 5°C to 40°C ([ECO MODE] selected automatically at 35°C to 40°C), 20% to 80% Humidity (Non-Condensing) Storage Temperatures -10°C to 50°C, 20% to 80% Humidity (Non-Condensing)			
Power Requirement		100 to 240V AC, 50Hz/60Hz			
Input Current		3.5A - 1.5A	3.0A - 1.3A	3.5A - 1.5A	3.0A - 1.3A
Power Consumption		Eco Mode Off 360W	Eco Mode Off 300W	Eco Mode Off 360W	Eco Mode Off 300W
		Eco Mode On 315W	Eco Mode On 245W	Eco Mode On 315W	Eco Mode On 245W
		Standby Mode 3W			
		Power-saving Mode 0.5W			
Calorific Value		1229BTU (MAX)	1024BTU (MAX)	1229BTU (MAX)	1024BTU (MAX)
Dimensions (W x H x D)		427mm x 200mm x 406mm (Not Including Protrusions)			
Weight		6.5kg			
Gross Dimensions (W x H x D)		538mm x 298mm x 479mm (Not Including Protrusions)			
Gross Weight		U300X+ : 9.2Kg, U300XG : 9.3kg	9.0Kg	U310W+ : 9.2Kg, U310WG : 9.3kg	9.0Kg
Accessories		Remote control, Batteries(AAA x 2), Computer cable, Power Cord, Soft case, User's manual(CD-ROM), Quick setup guide, Important information UL Approved (UL 60950-1), Meets FCC Class B Requirements C-UL Approved (CSA 60950-1), Meets DOC Canada Class B Requirements IEC60950-1, Meets AS/NZS CISPR.22 Class B KC (safety : K60950-1, EMC : K00022, K00024, K61000-3-2) GB4943, GB9254, GB17625.1 Gost R 60950-1, 51318.22, 51317.3.2./3.3.			
Regulations		For United States For Canada For Asia/Oceania For Korea For China For Russia			

*1 : Effective pixels are more than 99.99%.
 *2 : Lamp life is defined as the average time span for the brightness of the lamp to be reduced by half, it does not refer to the warranty period for the lamp.
 *3 : This is the light output value (ANSI lumens) when the [Picture mode] is set to [High-Bright].
 If any other mode is selected as the [PRESET] mode, the light output value may drop slightly.
 *4 : Compliance with ISO21118-2005
 All specifications are subject to change without notice.

Throw Distance and Screen Size



U300X / U250X (Aspect Ratio 4:3)

Screen Size (m)	Throwing distance (cm)	Bottom Height (cm)
63 (1.28x0.96)	47.5	33.7
65 (1.32x0.99)	49.2	34.5
70 (1.42x1.07)	53.4	36.7
75 (1.52x1.14)	57.7	38.9
77 (1.57x1.17)	59.4	39.7
80 (1.63x1.22)	61.9	41.0
85 (1.73x1.30)	66.2	43.2

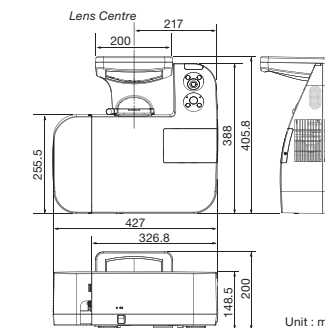
The values in the tables are design values and may vary.

U310W / U260W (Aspect Ratio 16:10)

Screen Size (m)	Throwing distance (cm)	Bottom Height (cm)
77 (1.66x1.04)	49.5	32.6
80 (1.72x1.08)	51.6	33.6
85 (1.83x1.14)	55.6	35.3
87.2 (1.88x1.17)	56.8	36.1
90 (1.94x1.21)	58.8	37.0
95 (2.05x1.28)	62.5	38.7
100 (2.15x1.35)	66.1	40.4

The values in the tables are design values and may vary.

Cabinet Dimensions



Options



Replacement lamp
NP19LP (for U250X/U260W)



Replacement lamp
NP20LP (for U300X/U310W)



Ceiling mount kit
NP13CM



Stall
NP01ST

Wall mount kit
NP01WK

Dust filter
NP01FT

Ultra short focal projector

U300X/U250X/U310W/U260W

Using aspheric mirror technology, this ultra short throw projector is perfect for classrooms and small meeting rooms.



⚠ The projector can be unplugged during its cool down period after it is turned off.
 Parts of the projector will become heated during operation. Use caution when picking up the projector immediately after it has been operating.
 Use caution when putting the projector in the soft case immediately after the projector has been operating. The projector cabinet is hot.

Virtual Remote Tool uses Win12C/DDC library, © Nicomsoft Ltd.
 HDMI, the HDMI Logo and High-Definition Multimedia Interface are trademarks or registered trademarks of HDMI Licensing LLC.
 All other trademarks are the property of their respective owners.
 The images in this brochure are samples.
 This brochure uses recycled paper.



With an environmental and user-friendly design, these ultra short throw projectors can be set up anywhere, to project a large, bright, clear image.

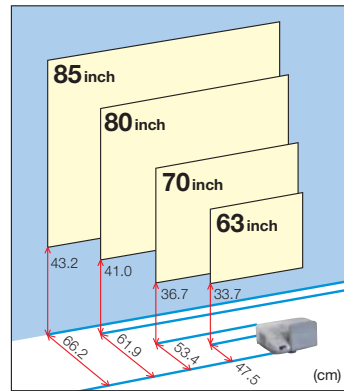


An easy-to-use, environmentally friendly design.

Short focal projection is the optimum method for classrooms or small meeting areas

The use of newly-developed aspheric mirrors enables the U300X and U250X to project a large screen of 85 inches at a distance of only 66cm. The U310W and U260W can project a widescreen size of 100 inches at a distance of 66cm. Shadows are not easily formed even when someone stands in front of the projector, making it suitable for classrooms, small meeting areas, show windows at shops, and a wide variety of other locations.

Screen Size (m)	Throwing distance (cm)	Bottom Height (cm)
63 (1.28x0.96)	47.5	33.7
70 (1.42x1.07)	53.4	36.7
80 (1.63x1.22)	61.9	41.0
85 (1.73x1.30)	66.2	43.2



*Applicable models: U300X/U250X.
For the U310W and U260W, please refer to the last page.
*The values in the tables are design values and may vary.
*Throwing distance and bottom height are calculated with an aspect ratio of 4:3.



Security function

By using passwords, the projector cannot be used by unauthorised persons. It is impossible to project an image unless the proper password is entered. Since the main unit has a security chain opening, unauthorised removal of the projector is prevented by inserting the security cable or wire commercially available into the opening.

Many more enhanced functions


Built-in monaural speaker with a powerful 10W output

The 10W monaural speaker is built in to provide audiovisual conditions with high image and audio qualities.

- Wall Colour Correction for vivid images even without a screen.
- Vertical Keystone Correction +/-30 degrees
- Wired LAN Connectivity
- Supports use in high altitudes when Fan Mode is set to high
- Project 3D images with a single projector
* To view 3D images, DLP LINK-style 3D glasses are required.
- WXGA panel for wide-format images (U310W/U260W)

A new design based on user needs

The design has been updated to facilitate setting and operation. A blue LED is now used for the power lamp, enabling the ON/OFF status to be understood at a glance.



Energy-saving design with a power consumption of 0.5 watts during standby

When the standby mode in the on-screen menu is set to "Power-Saving", the power consumption during standby is 0.5 watts.

Optional ceiling mount kit available

In addition to a ceiling mount kit, a wall mount kit is also available, allowing a wider range of setup environments.

A high-performance optional filter is available to strengthen the anti-dust function

Equipped with functions for facilitating setup, and a wide range of input/output terminals

Virtual Remote Function

Download the Virtual Remote Tool utility software to turn the power on/off or switch the projector input from your PC via the supplied VGA signal cable.

To perform the same operation via LAN, download "PC Control Utility Pro 4".


See our website. (<http://www.nec-display.com/dl/en/>)

Direct Power On automatically switches on the power when the power cord is connected or a signal is input

Multiple input/output terminals

The projector is equipped with a wide range of input and output terminals, including a computer input, video input terminal, S-Video input terminal, LAN port, monitor output terminal, and an HDMI terminal for projecting high-quality digital images.

Terminals



U300X

3000 ANSI lumens

XGA

6.5 kg

U250X

2500 ANSI lumens

XGA

6.5 kg

U310W

3100 ANSI lumens

WXGA

6.5 kg

U260W

2600 ANSI lumens

WXGA

6.5 kg